

February 2022

# Monthly Report

Ben Gurion International Airport





# Israel Airport Authority

## Ben Gurion International Airport

### Produced by the Industry & Management Department

**This report is protected by copyright and is the exclusive property of the Israel Airports Authority.**

**It must be emphasized that the data in the report are based on the reports of the airlines, and received under their responsibility.**

**The information is intended for personal use, and therefore may not be quoted or passed on to any third party without written permission from the Israel Airports Authority.**

**In addition, no commercial use may be made of this report.**

**Edit Yehoshua**

Activity Coordinator

Tel. +972-3-9752017

Email: [edity@iaa.gov.il](mailto:edity@iaa.gov.il)

**Rachel Lehava**

Manager, Industrial & Management Dep.

Tel. +972-3-9752019

Email: [rachelle@iaa.gov.il](mailto:rachelle@iaa.gov.il)

**Yossi Tzemach**

Head, Industrial & Management Dep.

Tel. +972-3-9752020

Email: [yossiz@iaa.gov.il](mailto:yossiz@iaa.gov.il)



Dear friends and partners,

I hereby respectfully submit for your review a report summarizing the aviation activity at Ben - Gurion International Airport in February 2022.

During the month, a total of 750,036 passengers on 6,905 international and domestic flights passed through Ben- Gurion Airport.

International passenger traffic in February totaled 700,950 passengers.

International aircraft traffic totaled 6,214 flights.

International passenger traffic at Terminal 3 this month totaled 652,178 passengers. Passengers on International flights from Terminal 1, serving departing passengers only, totaled 48,772.

On domestic flights 49,086 passengers passed through Ben- Gurion Airport this month, compared with 9,936 in February 2021.

Israeli airlines carried 179,744 passengers in this month, 25.64% of all travelers passing through Ben - Gurion Airport.

The airlines which contributed the most to the increase of passenger traffic this month are: EL AL ISRAEL AIRLINES, RYANAIR and TURKISH AIRLINES.

The Destination with the highest volume of activity was ISTANBUL-SABIHA GOKCHEN with a total of 52,625 passengers to and from.

The country with the highest volume of activity was the TURKEY, with 97,961 passengers, constituting 13.97% of all activity.

The Countries which contributed the most to the increase of passenger traffic this month are: TURKEY, UNITED STATES and FRANCE.

Cargo transportation this month stood at 30,419 tons and reflects an increase of 13.37% compared to February 2021. 10,479 tons were transported in passenger aircraft and 19,940 tons in cargo aircraft.

Below you will find additional tables providing details about movements of aircraft, passengers and cargo at Ben - Gurion International Airport.

Sincerely yours,

**Shmuel Zakay**

Managing Director,

Ben-Gurion International Airport



# Content



## Aviation Activity

Aviation Activity Summary	1
International Activity Summary	2 - 4
Domestic Activity Summary	5



## International Activity

Distribution By Months	7 - 8
Distribution By Airlines	9 - 15
Distribution By Countries	16 - 19
Distribution By First Destination	20 - 29



## Cargo Activity

Distribution by Transporter	31
Distribution By Months	31
Distribution By Airlines	32 - 36
Distribution By Countries	37 - 39



## Domestic Activity

Distribution By Months	41 - 42
Distribution By Airlines	43
Distribution By Destinations	44







# Passengers and Aircrafts

## Aviation Activity at Ben Gurion International Airport

### International Activity

	Current Month			Accumulated Since the beginning of the year		
	February 2022	February 2021	Rate Of Change	2022	2021	Rate Of Change
Incoming Aircrafts	3,110	884		5,895	1,993	195.78%
Outgoing Aircrafts	3,104	869		5,890	1,985	196.72%
<b>Total Aircrafts</b>	<b>6,214</b>	<b>1,753</b>		<b>11,785</b>	<b>3,978</b>	<b>196.25%</b>
Incoming Passengers	343,614	12,887		562,850	59,211	
Outgoing Passengers	357,336	11,868		558,417	52,740	
Transit Passengers	201	4		205	5	
<b>Total Passengers</b>	<b>700,950</b>	<b>24,755</b>		<b>1,121,267</b>	<b>111,951</b>	

### Domestic Activity

	Current Month			Accumulated Since the beginning of the year		
	February 2022	February 2021	Rate Of Change	2022	2021	Rate Of Change
Aircrafts	691	311	122.18%	1,397	542	157.74%
Passengers	49,086	9,936		88,979	16,230	

### International and Domestic Activity Summary

	Current Month			Accumulated Since the beginning of the year		
	February 2022	February 2021	Rate Of Change	2022	2021	Rate Of Change
Aircrafts	6,905	2,064		13,182	4,520	191.63%
Passengers	750,036	34,691		1,210,246	128,181	





# Passengers and Aircrafts

## Int'l Aviation Activity at Ben Gurion International Airport by Terminal

### Terminal 3

	Current Month			Accumulated Since the beginning of the year		
	February 2022	February 2021	Rate of Change	2022	2021	Rate of Change
Incoming Aircrafts	3,110	884		5,793	1,993	190.66%
Outgoing Aircrafts	2,805	710		5,591	1,826	
<b>Total Aircrafts</b>	<b>5,915</b>	<b>1,594</b>		<b>11,384</b>	<b>3,819</b>	<b>198.08%</b>
Incoming Passengers	343,614	12,887		553,895	59,211	
Outgoing Passengers	308,564	1,901		509,645	42,773	
Transit Passengers	201	4		205	5	
<b>Total Passengers</b>	<b>652,178</b>	<b>14,788</b>		<b>1,063,540</b>	<b>101,984</b>	

### Terminal 1

	Current Month			Accumulated Since the beginning of the year		
	February 2022	February 2021	Rate of Change	2022	2021	Rate of Change
Incoming Aircrafts				102		
Outgoing Aircrafts	299	159	88.05%	299	159	88.05%
<b>Total Aircrafts</b>	<b>299</b>	<b>159</b>	<b>88.05%</b>	<b>401</b>	<b>159</b>	<b>152.20%</b>
Incoming Passengers				8,955		
Outgoing Passengers	48,772	9,967		48,772	9,967	
<b>Total Passengers</b>	<b>48,772</b>	<b>9,967</b>		<b>57,727</b>	<b>9,967</b>	





# Passengers and Aircrafts

## Int'l Aviation Activity at Ben Gurion International Airport by Flight Type

### Schedule and Charter Flights

	Current Month			Accumulated Since the beginning of the year		
	February 2022	February 2021	Rate of Change	2022	2021	Rate of Change
Incoming Aircrafts	2,385	134		4,457	625	
Outgoing Aircrafts	2,406	137		4,500	636	
<b>Total Aircrafts</b>	<b>4,791</b>	<b>271</b>		<b>8,957</b>	<b>1,261</b>	
Incoming Passengers	342,400	12,217		560,942	57,934	
Outgoing Passengers	356,281	11,148		556,657	51,495	
Transit Passengers	201	4		205	5	
<b>Total Passengers</b>	<b>698,681</b>	<b>23,365</b>		<b>1,117,599</b>	<b>109,429</b>	

### Private Flights

	Current Month			Accumulated Since the beginning of the year		
	February 2022	February 2021	Rate of Change	2022	2021	Rate of Change
Incoming Aircrafts	318	220	44.54%	575	416	38.22%
Outgoing Aircrafts	307	218	40.82%	570	415	37.34%
<b>Total Aircrafts</b>	<b>625</b>	<b>438</b>	<b>42.69%</b>	<b>1,145</b>	<b>831</b>	<b>37.78%</b>
Incoming Passengers	950	553	71.79%	1,583	1,050	50.76%
Outgoing Passengers	923	598	54.34%	1,569	1,009	55.50%
<b>Total Passengers</b>	<b>1,873</b>	<b>1,151</b>	<b>62.72%</b>	<b>3,152</b>	<b>2,059</b>	<b>53.08%</b>







# Passengers and Aircrafts

## Int'l Aviation Activity at Ben Gurion International Airport by Flight Type

### Cargo Flights

	Current Month			Accumulated Since the beginning of the year		
	February 2022	February 2021	Rate of Change	2022	2021	Rate of Change
Incoming Aircrafts	380	492	-22.76%	824	897	-8.13%
Outgoing Aircrafts	364	488	-25.40%	777	887	-12.40%
<b>Total Aircrafts</b>	<b>744</b>	<b>980</b>	<b>-24.08%</b>	<b>1,601</b>	<b>1,784</b>	<b>-10.25%</b>
Incoming Passengers	24	11	118.18%	43	21	104.76%
Outgoing Passengers	24	20	20.00%	50	34	47.05%
<b>Total Passengers</b>	<b>48</b>	<b>31</b>	<b>54.83%</b>	<b>93</b>	<b>55</b>	<b>69.09%</b>

### Other Flights

	Current Month			Accumulated Since the beginning of the year		
	February 2022	February 2021	Rate of Change	2022	2021	Rate of Change
Incoming Aircrafts	27	38	-28.94%	39	55	-29.09%
Outgoing Aircrafts	27	26	3.84%	43	47	-8.51%
<b>Total Aircrafts</b>	<b>54</b>	<b>64</b>	<b>-15.62%</b>	<b>82</b>	<b>102</b>	<b>-19.60%</b>
Incoming Passengers	240	106	126.41%	282	206	36.89%
Outgoing Passengers	108	102	5.88%	141	202	-30.19%
<b>Total Passengers</b>	<b>348</b>	<b>208</b>	<b>67.30%</b>	<b>423</b>	<b>408</b>	<b>3.67%</b>





# Passengers and Aircrafts

## Domestic Aviation Activity at Ben Gurion International Airport by Flight Type

### Schedule Flights

	Current Month			Accumulated Since the beginning of the year		
	February 2022	February 2021	Rate of Change	2022	2021	Rate of Change
Aircrafts	627	168		1,266	290	
Passengers	49,077	9,904		88,945	16,165	

### Private Flights

	Current Month			Accumulated Since the beginning of the year		
	February 2022	February 2021	Rate of Change	2022	2021	Rate of Change
Aircrafts	24	91	-73.62%	51	144	-64.58%
Passengers	9	29	-68.96%	34	46	-26.08%

### Other Flights

	Current Month			Accumulated Since the beginning of the year		
	February 2022	February 2021	Rate of Change	2022	2021	Rate of Change
Aircrafts	40	52	-23.07%	80	108	-25.92%
Passengers		3	-100.00%		19	-100.00%



# International Activity



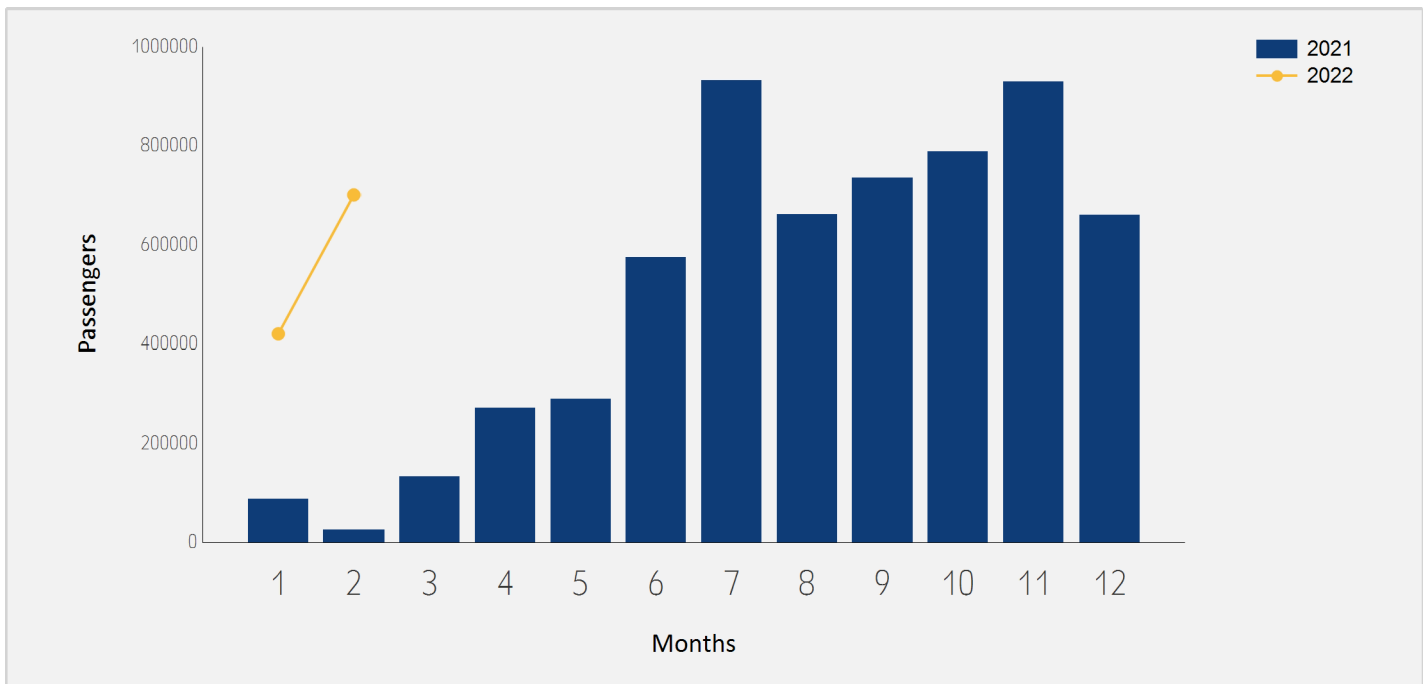




# International Passenger Traffic

## Distribution by Months

Months	2022	2021	Rate of Change
January	420,317	87,196	
February	700,950	24,755	
Total	1,121,267	111,951	

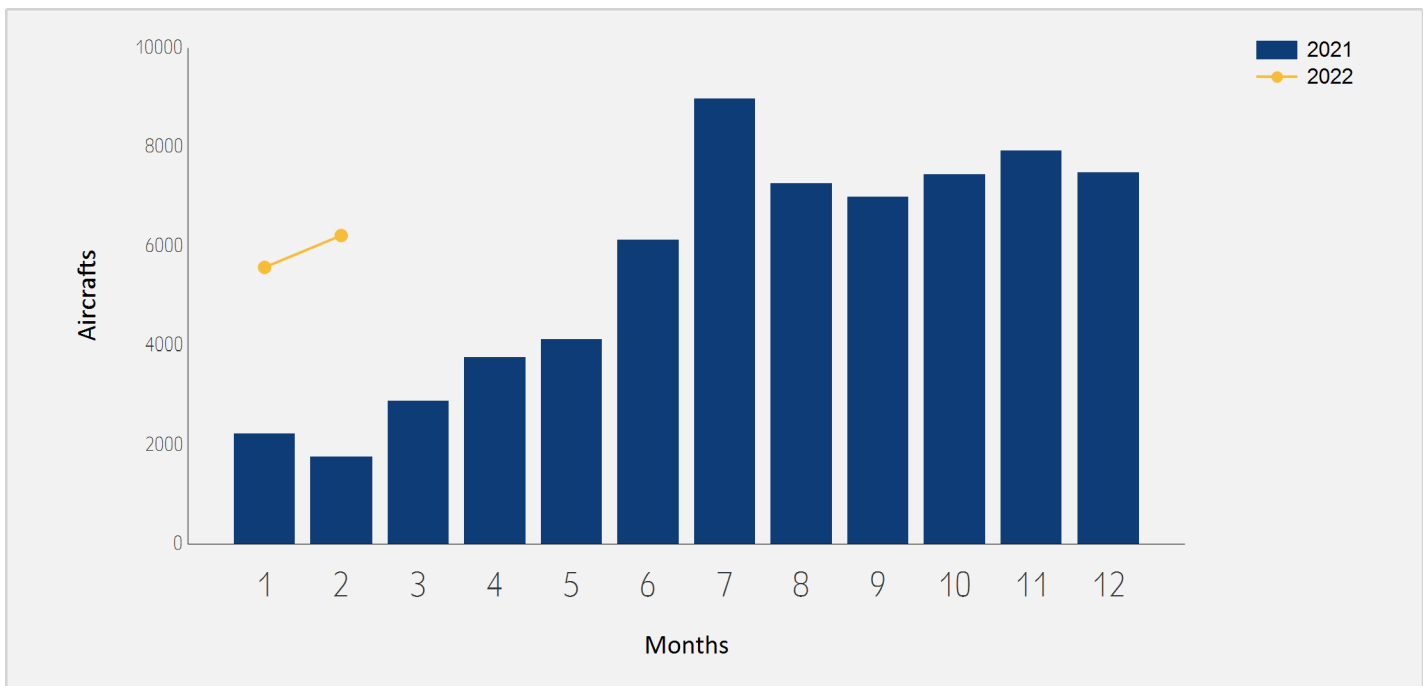




# International Aircraft Traffic

## Distribution by Months

Months	2022	2021	Rate of Change
January	5,571	2,225	150.38%
February	6,214	1,753	
<b>Total</b>	<b>11,785</b>	<b>3,978</b>	<b>196.25%</b>





# International Passenger Traffic

## Distribution by Airline for February

		February 2022		February 2021		
Airline		Passengers	Rate of Total	Passengers	Rate of Total	Rate of Change
LY	EL AL ISRAEL AIRLINES	142,654	20.35%	7,677	31.01%	
FR	RYANAIR	82,902	11.82%			
TK	TURKISH AIRLINES	53,726	7.66%			
EZY	EASYJET	49,211	7.02%			
PC	PEGASUS AIRLINES	41,027	5.85%	183	0.73%	
UA	UNITED AIRLINES	28,636	4.08%	1,076	4.34%	
LH	LUFTHANSA	27,217	3.88%	1,130	4.56%	
6H	ISRAIR AIRLINES	26,747	3.81%	8,893	35.92%	
FZ	FLYDUBAI	25,482	3.63%			
W6	WIZZAIR	22,852	3.26%			
TO	TRANSAVIA FRANCE	16,244	2.31%			
AA	AMERICAN AIRLINES	16,019	2.28%			
DL	DELTA AIRLINES	13,110	1.87%	1,000	4.03%	
AF	AIR FRANCE	11,833	1.68%			
LX	SWISS INT'L AIRLINES	11,077	1.58%			
PS	UKRAINE INTL AIR	10,766	1.53%			
IZ	ARKIA ISRAELI AIRLINES	9,987	1.42%	1,392	5.62%	
SU	AEROFLOT RUSSIAN AIRLINES	8,491	1.21%	6	0.02%	
IB	IBERIA	7,979	1.13%			
KL	K.L.M.	7,669	1.09%			
A3	AEGEAN AIRLINES	6,530	0.93%	132	0.53%	







# International Passenger Traffic

## Distribution by Airline for February

		February 2022		February 2021		
Airline		Passengers	Rate of Total	Passengers	Rate of Total	Rate of Change
BA	BRITISH AIRWAYS PLC	5,978	0.85%			
ET	ETHIOPIAN AIRLINES	5,768	0.82%	761	3.07%	
LO	LOT POLISH AIRLINES	4,946	0.70%			
A9	GEORGIAN AIRWAYS	4,743	0.67%			
UX	AIR EUROPA Lineas Aereas	4,611	0.65%			
OS	AUSTRIAN AIRLINES	4,464	0.63%			
VS	VIRGIN ATLANTIC AIRWAYS	4,070	0.58%			
EY	ETIHAD AIRWAYS	3,711	0.52%			
U8	TUS AIRWAYS	3,655	0.52%			
QS	SMARTWINGS	3,425	0.48%			
5W	WIZZ AIR ABU DHABI	3,150	0.44%			
RO	TAROM - RUMANIAN AIR TRAN	3,044	0.43%			
FB	BULGARIA AIR	2,556	0.36%			
PQ	SKYUP AIRLINES	1,911	0.27%	317	1.28%	
SN	BRUSSELS AIRLINES	1,862	0.26%			
HV	TRANSAVIA	1,846	0.26%			
AZ	ITALIA TRASPORTO AEREO	1,653	0.23%			
AI	AIR INDIA	1,608	0.22%			
MS	EGYPTAIR AIRLINES	1,420	0.20%			
9U	AIR MOLDOVA	1,338	0.19%	106	0.42%	
XC	CORONDON AIRLINES	1,294	0.18%			





# International Passenger Traffic

## Distribution by Airline for February

		February 2022		February 2021		
Airline		Passengers	Rate of Total	Passengers	Rate of Total	Rate of Change
AY	FINNAIR	1,266	0.18%			
B2	BELAVIA AIRLINE	1,216	0.17%			
TP	AIR PORTUGAL	1,205	0.17%			
FH	FREEBIRD AIRLINES	1,053	0.15%			
RJ	ROYAL JORDANIAN	1,046	0.14%			
GF	GULF AIR - BAHREIN	1,023	0.14%			
HY	UZBEKISTAN AIR	829	0.11%			
HM	AIR SEYCHELLES	827	0.11%			
TWI	TAILWIND AIRLINES	748	0.10%	694	2.80%	7.78%
FV	ROSSIYA AIRLINES	719	0.10%			
J2	AZERBAIJAN AIRLINES	624	0.08%			
5F	FLYONE	487	0.06%			
N4	NORD WIND	287	0.04%			
AHS	AERO HANDLING	221	0.03%	24	0.09%	
USF	USA AIR FORCE	189	0.02%	39	0.15%	
CEF	CZECH A/F	100	0.01%			
	OTHERS	1,898	0.27%	1,325	5.35%	43.24%
TOTAL		700,950		24,755		





# Int'l Accumulated Passenger Traffic

## Distribution by Airline

		Accumulated 2022		Accumulated 2021		
Airline		Passengers	Rate of Total	Passengers	Rate of Total	Rate of Change
LY	EL AL ISRAEL AIRLINES	232,229	20.71%	25,201	22.51%	
FR	RYANAIR	125,106	11.15%	791	0.70%	
TK	TURKISH AIRLINES	82,150	7.32%	9,793	8.74%	
PC	PEGASUS AIRLINES	63,171	5.63%	7,037	6.28%	
EZY	EASYJET	60,888	5.43%	754	0.67%	
UA	UNITED AIRLINES	54,107	4.82%	12,727	11.36%	
6H	ISR AIR AIRLINES	44,143	3.93%	11,156	9.96%	
LH	LUFTHANSA	42,706	3.80%	4,549	4.06%	
W6	WIZZAIR	42,162	3.76%	623	0.55%	
FZ	FLYDUBAI	37,307	3.32%	4,947	4.41%	
AA	AMERICAN AIRLINES	27,161	2.42%			
PS	UKRAINE INTL AIR	27,100	2.41%	4,007	3.57%	
DL	DELTA AIRLINES	22,415	1.99%	5,463	4.87%	
TO	TRANSAVIA FRANCE	20,383	1.81%	1,931	1.72%	
AF	AIR FRANCE	17,738	1.58%	2,455	2.19%	
SU	AEROFLOT RUSSIAN AIRLINES	17,410	1.55%	1,829	1.63%	
LX	SWISS INT'L AIRLINES	16,811	1.49%	617	0.55%	
IZ	ARKIA ISRAELI AIRLINES	16,530	1.47%	2,115	1.88%	
KL	K.L.M.	13,789	1.22%	655	0.58%	
IB	IBERIA	11,456	1.02%			
A3	AEGEAN AIRLINES	10,558	0.94%	1,127	1.00%	







# Int'l Accumulated Passenger Traffic

## Distribution by Airline

		Accumulated 2022		Accumulated 2021		
Airline		Passengers	Rate of Total	Passengers	Rate of Total	Rate of Change
ET	ETHIOPIAN AIRLINES	9,836	0.87%	3,857	3.44%	155.01%
A9	GEORGIAN AIRWAYS	9,155	0.81%			
LO	LOT POLISH AIRLINES	8,089	0.72%			
OS	AUSTRIAN AIRLINES	7,965	0.71%	1,259	1.12%	
BA	BRITISH AIRWAYS PLC	7,668	0.68%			
QS	SMARTWINGS	7,443	0.66%			
UX	AIR EUROPA Lineas Aereas	7,359	0.65%	362	0.32%	
U8	TUS AIRWAYS	5,622	0.50%			
EY	ETIHAD AIRWAYS	5,590	0.49%			
PQ	SKYUP AIRLINES	5,460	0.48%	317	0.28%	
VS	VIRGIN ATLANTIC AIRWAYS	5,150	0.45%	664	0.59%	
RO	TAROM - RUMANIAN AIR TRAN	4,707	0.41%	561	0.50%	
FB	BULGARIA AIR	3,921	0.34%			
9U	AIR MOLDOVA	3,510	0.31%	1,102	0.98%	
RJ	ROYAL JORDANIAN	3,500	0.31%			
AI	AIR INDIA	3,209	0.28%	663	0.59%	
5W	WIZZ AIR ABU DHABI	3,150	0.28%			
B2	BELAVIA AIRLINE	3,126	0.27%	565	0.50%	
MS	EGYPTAIR AIRLINES	2,755	0.24%			
HV	TRANSAVIA	2,668	0.23%			
SN	BRUSSELS AIRLINES	2,637	0.23%			





# Int'l Accumulated Passenger Traffic

## Distribution by Airline

		Accumulated 2022		Accumulated 2021		
Airline		Passengers	Rate of Total	Passengers	Rate of Total	Rate of Change
AZ	ITALIA TRASPORTO AEREO	2,317	0.20%			
XC	CORONDON AIRLINES	2,123	0.18%			
HY	UZBEKISTAN AIR	1,886	0.16%			
GF	GULF AIR - BAHREIN	1,764	0.15%			
J2	AZERBAIJAN AIRLINES	1,701	0.15%			
FV	ROSSIYA AIRLINES	1,371	0.12%			
AY	FINNAIR	1,266	0.11%			
5F	FLYONE	1,215	0.10%			
TP	AIR PORTUGAL	1,205	0.10%			
HM	AIR SEYCHELLES	1,130	0.10%	187	0.16%	
FH	FREEBIRD AIRLINES	1,053	0.09%			
N4	NORD WIND	833	0.07%			
TWI	TAILWIND AIRLINES	748	0.06%	694	0.61%	7.78%
VY	VUELING AIRLINES S.A.	334	0.02%			
BZ	BLUE BIRD AIRWAYS	318	0.02%			
AHS	AERO HANDLING	288	0.02%	107	0.09%	169.15%
BT	AIR BALTIC	271	0.02%			
USF	USA AIR FORCE	199	0.01%	117	0.10%	70.08%
7W	WIND ROSE AVIATION Co. Lt	110				
CEF	CZECH A/F	100		16	0.01%	
	OTHERS	3,195	0.28%	3,703	3.30%	-13.71%





# Int'l Accumulated Passenger Traffic

## Distribution by Airline

Airline	Accumulated 2022		Accumulated 2021		
	Passengers	Rate of Total	Passengers	Rate of Total	Rate of Change
TOTAL	1,121,267		111,951		





# International Passenger Traffic

## Distribution by Israeli Airlines for February

		February 2022		February 2021		
	Airlines	Passengers	Rate of Total	Passengers	Rate of Total	Rate of Change
LY	EL AL ISRAEL AIRLINES	142,654	20.35%	7,677	31.01%	
6H	ISRAIR AIRLINES	26,747	3.81%	8,893	35.92%	
IZ	ARKIA ISRAELI AIRLINES	9,987	1.42%	1,392	5.62%	
	OTHERS	356	0.05%	753	3.04%	-52.72%
	TOTAL	179,744	25.64%	18,715	75.60%	

# Int'l Accumulated Passenger Traffic

## Distribution by Israeli Airlines

		Accumulated 2022		Accumulated 2021		
	Airlines	Passengers	Rate of Total	Passengers	Rate of Total	Rate of Change
LY	EL AL ISRAEL AIRLINES	232,229	20.71%	25,201	22.51%	
6H	ISRAIR AIRLINES	44,143	3.93%	11,156	9.96%	
IZ	ARKIA ISRAELI AIRLINES	16,530	1.47%	2,115	1.88%	
	OTHERS	618	0.05%	1,095	0.97%	-43.56%
	TOTAL	293,520	26.17%	39,567	35.34%	





# International Passenger Traffic

## Distribution by Countries for February

Countries	February 2022		February 2021		
	Passengers	Rate of Total	Passengers	Total of Rate	Rate of Change
TURKEY	97,961	13.97%	1,057	4.26%	
UNITED STATES	91,021	12.98%	6,296	25.43%	
FRANCE	58,850	8.39%	499	2.01%	
UNITED ARAB EMIRATES	54,705	7.80%	241	0.97%	
GERMANY	44,210	6.30%	10,341	41.77%	
UNITED KINGDOM	41,075	5.85%	307	1.24%	
ITALY	40,874	5.83%	177	0.71%	
SWITZERLAND	25,373	3.61%	25	0.10%	
HUNGARY	20,815	2.96%	259	1.04%	
GEORGIA	20,126	2.87%	135	0.54%	
SPAIN	20,054	2.86%	14	0.05%	
AUSTRIA	18,180	2.59%	5	0.02%	
NETHERLANDS	16,945	2.41%	11	0.04%	
GREECE	16,477	2.35%	304	1.22%	
BULGARIA	15,129	2.15%	16	0.06%	
UKRAINE	14,907	2.12%	934	3.77%	
POLAND	14,698	2.09%	305	1.23%	
CYPRUS	14,611	2.08%	398	1.60%	
ROMANIA	13,748	1.96%	20	0.08%	
RUSSIAN FEDERATION	12,069	1.72%	382	1.54%	
CZECH REPUBLIC	7,037	1.00%			
THAILAND	6,968	0.99%	885	3.57%	







# International Passenger Traffic

## Distribution by Countries for February

Countries	February 2022		February 2021		
	Passengers	Rate of Total	Passengers	Total of Rate	Rate of Change
BELGIUM	6,034	0.86%	38	0.15%	
ETHIOPIA	5,773	0.82%	851	3.43%	
FINLAND	3,684	0.52%			
PORTUGAL	2,667	0.38%	6	0.02%	
LITHUANIA	1,839	0.26%			
MOLDOVA	1,766	0.25%	273	1.10%	
CANADA	1,745	0.24%	15	0.06%	
INDIA	1,608	0.22%	356	1.43%	
EGYPT	1,493	0.21%	80	0.32%	
BAHRAIN	1,233	0.17%	4	0.01%	
BELARUS	1,218	0.17%			
JORDAN	1,130	0.16%	113	0.45%	
MOROCCO	1,059	0.15%			
UZBEKISTAN	829	0.11%			
SEYCHELLES	827	0.11%			
SOUTH AFRICA	816	0.11%			
AZERBAIJAN	636	0.09%	35	0.14%	
CHINA	302	0.04%	2		
TANZANIA	141	0.02%	10	0.04%	
OTHERS	317	0.04%	361	1.45%	-12.18%
<b>TOTAL</b>	<b>700,950</b>		<b>24,755</b>		





# Int'l Accumulated Passenger Traffic

## Distribution by Countries

Countries	Accumulated 2022		Accumulated 2021		
	Passengers	Rate of Total	Passengers	Rate of Total	Rate of Change
UNITED STATES	158,042	14.09%	26,999	24.11%	
TURKEY	149,410	13.32%	17,759	15.86%	
FRANCE	83,809	7.47%	8,787	7.84%	
UNITED ARAB EMIRATES	76,280	6.80%	10,063	8.98%	
GERMANY	66,801	5.95%	14,636	13.07%	
ITALY	58,295	5.19%	412	0.36%	
UNITED KINGDOM	56,639	5.05%	3,808	3.40%	
UKRAINE	39,742	3.54%	7,104	6.34%	
GEORGIA	37,087	3.30%	186	0.16%	
SWITZERLAND	35,415	3.15%	668	0.59%	
AUSTRIA	33,510	2.98%	1,516	1.35%	
HUNGARY	30,583	2.72%	472	0.42%	
SPAIN	28,747	2.56%	462	0.41%	
POLAND	26,622	2.37%	327	0.29%	
BULGARIA	26,480	2.36%	427	0.38%	
RUSSIAN FEDERATION	25,680	2.29%	3,130	2.79%	
NETHERLANDS	25,422	2.26%	1,009	0.90%	
GREECE	24,455	2.18%	1,408	1.25%	
ROMANIA	24,302	2.16%	583	0.52%	
CYPRUS	23,077	2.05%	622	0.55%	
CZECH REPUBLIC	15,004	1.33%	19	0.01%	
THAILAND	14,211	1.26%	1,410	1.25%	





# Int'l Accumulated Passenger Traffic

## Distribution by Countries

Countries	Accumulated 2022		Accumulated 2021		
	Passengers	Rate of Total	Passengers	Rate of Total	Rate of Change
BELGIUM	10,100	0.90%	348	0.31%	
ETHIOPIA	9,848	0.87%	3,965	3.54%	148.37%
MOLDOVA	4,668	0.41%	1,269	1.13%	
PORTUGAL	3,863	0.34%	11		
FINLAND	3,699	0.32%			
JORDAN	3,654	0.32%	315	0.28%	
INDIA	3,209	0.28%	1,037	0.92%	
CANADA	3,197	0.28%	906	0.80%	
LITHUANIA	3,177	0.28%			
BELARUS	3,128	0.27%	565	0.50%	
EGYPT	2,889	0.25%	160	0.14%	
BAHRAIN	1,999	0.17%	4		
UZBEKISTAN	1,886	0.16%			
AZERBAIJAN	1,753	0.15%	35	0.03%	
SEYCHELLES	1,130	0.10%	352	0.31%	
MOROCCO	1,096	0.09%	14	0.01%	
SOUTH AFRICA	816	0.07%			
MALTA	399	0.03%	1		
CHINA	308	0.02%	588	0.52%	-47.61%
LATVIA	272	0.02%			
TANZANIA	141	0.01%	28	0.02%	
OTHERS	422	0.03%	546	0.48%	-22.71%





# Int'l Accumulated Passenger Traffic

## Distribution by Countries

Countries	Accumulated 2022		Accumulated 2021		
	Passengers	Rate of Total	Passengers	Rate of Total	Rate of Change
TOTAL	1,121,267		111,951		





# International Passenger Traffic

## Distribution by First Destination for February

Destination	February 2022		February 2021		
	Passengers	Rate of Total	Passengers	Rate of Total	Rate of Change
ISTANBUL-SABIHA GOKCHEN	52,625	7.50%			
DUBAI	47,572	6.78%	178	0.71%	
NEW YORK - J.F.KENNEDY	38,624	5.51%	5,058	20.43%	
ISTANBUL	38,463	5.48%	1,056	4.26%	
PARIS-CHARLES DE GAULLE	34,201	4.87%	481	1.94%	
NEW YORK - NEWARK	32,425	4.62%	1,074	4.33%	
LONDON - HEATHROW	24,868	3.54%	254	1.02%	
BUDAPEST	20,815	2.96%	259	1.04%	
AMSTERDAM	16,711	2.38%	2		
ROME - FIUMICINO	16,589	2.36%			
FRANKFURT	15,815	2.25%	10,303	41.61%	53.49%
BERLIN BRANDENBURG INTL	14,653	2.09%			
MADRID	14,474	2.06%			
VIENNA	14,379	2.05%	5	0.02%	
PARIS-ORLY	14,330	2.04%			
ATHENS	14,031	2.00%	238	0.96%	
BUCHAREST - OTOPENI	13,673	1.95%	18	0.07%	
SOFIA	13,662	1.94%	16	0.06%	
KIEV KYIV-BORISPOL	12,968	1.85%	928	3.74%	
ZURICH	12,437	1.77%	19	0.07%	
TBILISI	12,096	1.72%	135	0.54%	
MUNICH	11,484	1.63%	34	0.13%	





# International Passenger Traffic

## Distribution by First Destination for February

Destination	February 2022		February 2021		
	Passengers	Rate of Total	Passengers	Rate of Total	Rate of Change
LUTON	10,794	1.53%	20	0.08%	
MIAMI INTERNATIONAL	10,413	1.48%	2		
MILAN-MALPENSA	9,873	1.40%	68	0.27%	
GENEVA	9,792	1.39%	1		
PAPHOS	8,523	1.21%	3	0.01%	
MOSCOW	8,491	1.21%	16	0.06%	
BATUMI	8,030	1.14%			
WARSAW	7,627	1.08%	99	0.39%	
PRAGUE-RUZYNE	6,985	0.99%			
ABU DHABI	6,867	0.97%	3	0.01%	
BERGAMO	6,834	0.97%			
ANTALYA	6,792	0.96%			
LARNACA	6,088	0.86%	395	1.59%	
ADDIS ABABA	5,773	0.82%	851	3.43%	
BARCELONA	5,555	0.79%			
SAN FRANCISCO	4,860	0.69%	2		
LOS ANGELES	4,355	0.62%			
LYON - SATOLAS	4,120	0.58%			
BRUSSELS	3,998	0.57%	25	0.10%	
BANGKOK INTL.-SUVARNA BHUM	3,823	0.54%	885	3.57%	
KRAKOW	3,770	0.53%			
PHUKET	3,145	0.44%			







# International Passenger Traffic

## Distribution by First Destination for February

Destination	February 2022		February 2021		
	Passengers	Rate of Total	Passengers	Rate of Total	Rate of Change
BASEL	3,104	0.44%			
NAPLES-CAPODICHINO	2,869	0.40%	4	0.01%	
MANCHESTER	2,765	0.39%	29	0.11%	
LISBON	2,662	0.37%	6	0.02%	
LONDON - GATWICK	2,623	0.37%			
MOSCOW-DOMODEDOVO	2,506	0.35%	329	1.32%	
THESSALONIKI	2,410	0.34%			
ROVANIEMI	2,406	0.34%			
MARSEILLE	2,315	0.33%			
BADEN BADEN	2,168	0.30%			
WARSAW- MODLIN	2,168	0.30%			
GRENOBLE-SAUNT GEOIRS	2,065	0.29%			
INNSBRUCK	2,035	0.29%			
BRUSSELS - CHARLEROI	1,999	0.28%			
TURIN	1,905	0.27%			
VILNIUS INTL	1,839	0.26%			
BOLOGNA-BORGIO PANIGALE	1,780	0.25%	75	0.30%	
CHISINAU	1,766	0.25%	273	1.10%	
SALZBURG	1,766	0.25%			
TORONTO	1,745	0.24%			
NICE	1,656	0.23%	6	0.02%	
DELHI	1,608	0.22%	239	0.96%	





# International Passenger Traffic

## Distribution by First Destination for February

Destination	February 2022		February 2021		
	Passengers	Rate of Total	Passengers	Rate of Total	Rate of Change
VARNA	1,467	0.20%			
CAIRO INTERNATIONAL	1,462	0.20%	47	0.18%	
ODESA	1,351	0.19%			
HELSINKI	1,278	0.18%			
BAHRAIN	1,233	0.17%	4	0.01%	
MINSK	1,218	0.17%			
RZESZOW-JASIONKA	1,125	0.16%			
AMMAN (QUEEN ALIA INT'L)	1,063	0.15%	55	0.22%	
ST. PETERSBURG	1,014	0.14%	1		
TREVISO	975	0.13%			
MARRAKESH	945	0.13%			
TASHKENT	829	0.11%			
MAHE SEYCHELLES INTL	827	0.11%			
JOHANNESBURG	816	0.11%			
BAKU HEYDAR ALIYEV INT'L	631	0.09%	8	0.03%	
DNEPROPETROVSK	399	0.05%			
SHANGHAI PUDONG	302	0.04%			
CHICAGO - O'HARE	281	0.04%			
EINDHOVEN	230	0.03%			
KHARKOV	180	0.02%			
DUBAI AL MAKTOUM INT AP	159	0.02%	17	0.06%	
KILIMANJARO	141	0.02%			





# International Passenger Traffic

## Distribution by First Destination for February

Destination	February 2022		February 2021		
	Passengers	Rate of Total	Passengers	Rate of Total	Rate of Change
CASABLANCA-MOHAMMED V	114	0.01%			
AL BATEEN EXECUTIVE AP	107	0.01%	43	0.17%	148.83%
OTHERS	1,240	0.17%	1,191	4.81%	4.11%
<b>TOTAL</b>	<b>700,950</b>		<b>24,755</b>		





# Int'l Accumulated Passenger Traffic

## Distribution by First Destination

Destination	Accumulated 2022		Accumulated 2021		Rate of Change
	Passengers	Rate of Total	Passengers	Rate of Total	
ISTANBUL-SABIHA GOKCHEN	80,433	7.17%	9,150	8.17%	
DUBAI	67,051	5.97%	9,891	8.83%	
NEW YORK - J.F.KENNEDY	65,243	5.81%	12,100	10.80%	
ISTANBUL	59,350	5.29%	8,457	7.55%	
NEW YORK - NEWARK	55,740	4.97%	10,662	9.52%	
PARIS-CHARLES DE GAULLE	49,242	4.39%	6,788	6.06%	
LONDON - HEATHROW	35,430	3.15%	3,076	2.74%	
KIEV KYIV-BORISPOL	34,115	3.04%	6,471	5.78%	
BUDAPEST	30,583	2.72%	472	0.42%	
VIENNA	26,650	2.37%	1,516	1.35%	
FRANKFURT	26,320	2.34%	14,007	12.51%	87.90%
AMSTERDAM	25,186	2.24%	998	0.89%	
SOFIA	24,124	2.15%	427	0.38%	
ROME - FIUMICINO	23,682	2.11%	192	0.17%	
BUCHAREST - OTOPENI	23,487	2.09%	581	0.51%	
ATHENS	21,487	1.91%	1,339	1.19%	
TBILISI	21,408	1.90%	186	0.16%	
MADRID	21,408	1.90%	416	0.37%	
BERLIN BRANDENBURG INTL	20,924	1.86%	578	0.51%	
PARIS-ORLY	18,207	1.62%	1,794	1.60%	
ZURICH	18,177	1.62%	639	0.57%	
MIAMI INTERNATIONAL	17,910	1.59%	1,074	0.95%	





# Int'l Accumulated Passenger Traffic

## Distribution by First Destination

Destination	Accumulated 2022		Accumulated 2021		
	Passengers	Rate of Total	Passengers	Rate of Total	Rate of Change
MOSCOW	17,410	1.55%	1,839	1.64%	
MUNICH	16,779	1.49%	36	0.03%	
BATUMI	15,679	1.39%			
MILAN-MALPENSA	15,464	1.37%	68	0.06%	
PRAGUE-RUZYNE	14,952	1.33%	3		
LUTON	13,917	1.24%	679	0.60%	
GENEVA	13,814	1.23%	15	0.01%	
WARSAW	13,048	1.16%	121	0.10%	
PAPHOS	11,818	1.05%	24	0.02%	
LARNACA	11,259	1.00%	598	0.53%	
BERGAMO	10,248	0.91%			
ADDIS ABABA	9,848	0.87%	3,965	3.54%	148.37%
ANTALYA	9,506	0.84%	137	0.12%	
SAN FRANCISCO	9,021	0.80%	1,792	1.60%	
ABU DHABI	8,859	0.79%	3		
KRAKOW	8,278	0.73%			
LOS ANGELES	7,815	0.69%	743	0.66%	
PHUKET	7,640	0.68%			
BARCELONA	7,281	0.64%	4		
BANGKOK INTL.-SUARNABHUM	6,571	0.58%	1,410	1.25%	
BRUSSELS	6,477	0.57%	310	0.27%	
GRENOBLE-SAUNT GEOIRS	6,226	0.55%			





# Int'l Accumulated Passenger Traffic

## Distribution by First Destination

Destination	Accumulated 2022		Accumulated 2021		
	Passengers	Rate of Total	Passengers	Rate of Total	Rate of Change
MOSCOW-DOMODEDOVO	5,958	0.53%	1,223	1.09%	
CHISINAU	4,668	0.41%	1,269	1.13%	
LYON - SATOLAS	4,515	0.40%	137	0.12%	
ODESA	3,947	0.35%	613	0.54%	
MANCHESTER	3,895	0.34%	29	0.02%	
LISBON	3,856	0.34%	6		
WARSAW- MODLIN	3,814	0.34%			
INNSBRUCK	3,757	0.33%			
MARSEILLE	3,693	0.32%			
BRUSSELS - CHARLEROI	3,561	0.31%			
AMMAN (QUEEN ALIA INT'L)	3,540	0.31%	223	0.19%	
NAPLES-CAPODICHINO	3,508	0.31%	4		
BASEL	3,352	0.29%			
LONDON - GATWICK	3,343	0.29%			
DELHI	3,209	0.28%	902	0.80%	
TORONTO	3,197	0.28%	883	0.78%	
VILNIUS INTL	3,152	0.28%			
MINSK	3,128	0.27%	565	0.50%	
SALZBURG	3,103	0.27%			
THESSALONIKI	2,867	0.25%			
CAIRO INTERNATIONAL	2,820	0.25%	107	0.09%	
BADEN BADEN	2,660	0.23%			







# Int'l Accumulated Passenger Traffic

## Distribution by First Destination

Destination	Accumulated 2022		Accumulated 2021		
	Passengers	Rate of Total	Passengers	Rate of Total	Rate of Change
ROVANIEMI	2,406	0.21%			
VARNA	2,356	0.21%			
CHICAGO - O'HARE	2,238	0.19%	276	0.24%	
ST. PETERSBURG	2,214	0.19%	4		
TURIN	2,095	0.18%	11		
BOLOGNA-BORGIO PANIGALE	2,011	0.17%	75	0.06%	
BAHRAIN	1,999	0.17%	4		
TASHKENT	1,886	0.16%			
BAKU HEYDAR ALIYEV INT'L	1,746	0.15%	8		
NICE	1,726	0.15%	24	0.02%	
HELSINKI	1,293	0.11%			
DNEPROPETROVSK	1,148	0.10%	5		
MAHE SEYCHELLES INTL	1,130	0.10%	352	0.31%	
RZESZOW-JASIONKA	1,125	0.10%			
TREVISO	1,062	0.09%			
MARRAKESH	982	0.08%			
JOHANNESBURG	816	0.07%			
IASI	538	0.04%			
KHARKOV	485	0.04%	7		
MALTA	399	0.03%	1		
POZNAN	357	0.03%			
SHANGHAI PUDONG	302	0.02%	325	0.29%	-7.07%





# Int'l Accumulated Passenger Traffic

## Distribution by First Destination

Destination	Accumulated 2022		Accumulated 2021		
	Passengers	Rate of Total	Passengers	Rate of Total	Rate of Change
RIGA	272	0.02%			
CLUJ NAPOCA	265	0.02%			
EINDHOVEN	230	0.02%			
DUBAI AL MAKTOUM INT AP	212	0.01%	55	0.04%	
AL BATEEN EXECUTIVE AP	156	0.01%	114	0.10%	36.84%
BARI -PALESE MACCHIE	148	0.01%			
KILIMANJARO	141	0.01%			
CASABLANCA-MOHAMMED V	114	0.01%			
OTHERS	1,805	0.16%	2,168	1.93%	-16.74%
<b>TOTAL</b>	<b>1,121,267</b>		<b>111,951</b>		



# Cargo Activity





# Cargo Handling

## Distribution by Transporter

Transporter	February 2022 (Ton)	February 2021 (Ton)	Rate of Change
Cargo on Passenger Aircrafts - Incoming	5,817	162	
Cargo on Passenger Aircrafts - Outgoing	4,662	260	
<b>Total Cargo on Passenger Aircrafts</b>	<b>10,479</b>	<b>422</b>	
Cargo on Cargo Aircrafts - Incoming	13,169	16,453	-19.95%
Cargo on Cargo Aircrafts - Outgoing	6,771	9,955	-31.98%
<b>Total Cargo on Cargo Aircrafts</b>	<b>19,940</b>	<b>26,408</b>	<b>-24.49%</b>
<b>Total</b>	<b>30,419</b>	<b>26,830</b>	<b>13.37%</b>

## Distribution by Months

Month	2022 (ton)			2021 (ton)			Rate of Change
	Cargo	Mail	Total	Cargo	Mail	Total	
January	30,378	570	30,948	28,571	632	29,203	5.97%
February	29,838	581	30,419	26,508	321	26,830	13.37%
<b>Total</b>	<b>60,216</b>	<b>1,151</b>	<b>61,367</b>	<b>55,079</b>	<b>953</b>	<b>56,033</b>	<b>9.51%</b>





# Cargo Handling on Passenger Aircrafts

## Distribution by Airline for February

February 2022					February 2021				
Airline	Incoming Cargo (Ton)	Outgoing Cargo (Ton)	Cargo (Ton)	Rate of Total	Incoming Cargo (Ton)	Outgoing Cargo (Ton)	Cargo (Ton)	Rate of Total	Rate of Change
LY EL AL ISRAEL AIRLINES	1,503	1,720	3,223	30.75%	91	189	280	66.35%	
UA UNITED AIRLINES	638	587	1,225	11.69%	28	21	49	11.61%	
TK TURKISH AIRLINES	810	128	938	8.95%					
AA AMERICAN AIRLINES	365	528	893	8.52%					
AF AIR FRANCE	476	239	715	6.82%					
LX SWISS INT'L AIRLINES	421	201	622	5.93%					
DL DELTA AIRLINES	207	173	380	3.62%	23	35	58	13.74%	
VS VIRGIN ATLANTIC AIRWAYS	186	145	330	3.14%					
IB IBERIA	156	144	300	2.86%					
ET ETHIOPIAN AIRLINES	166	97	263	2.50%	9		9	2.13%	
SU AEROFLOT RUSSIAN AIRLINES	96	153	249	2.37%	9		9	2.13%	
BA BRITISH AIRWAYS PLC	115	75	190	1.81%					
PC PEGASUS AIRLINES	86	97	183	1.74%					
EY ETIHAD AIRWAYS	78	89	167	1.59%					
UX AIR EUROPA Lineas Aereas	94	48	142	1.35%					
AI AIR INDIA	58	77	135	1.28%					
FZ FLYDUBAI	91	13	103	0.98%					
LH LUFTHANSA	53	37	91	0.86%	1		1	0.23%	
A3 AEGEAN AIRLINES	33	12	45	0.42%					
PS UKRAINE INTL AIR	31	9	40	0.38%					
6H ISRAIR AIRLINES	29	2	31	0.29%	1	6	6	1.42%	
LO LOT POLISH AIRLINES	20	5	25	0.23%					





# Cargo Handling on Passenger Aircrafts

## Distribution by Airline for February

February 2022					February 2021				
Airline	Incoming Cargo (Ton)	Outgoing Cargo (Ton)	Cargo (Ton)	Rate of Total	Incoming Cargo (Ton)	Outgoing Cargo (Ton)	Cargo (Ton)	Rate of Total	Rate of Change
QS SMARTWINGS	20	4	24	0.22%					
GF GULF AIR - BAHREIN	17	5	22	0.20%					
N4 NORD WIND		17	17	0.16%					
KL K.L.M.	2	13	15	0.14%					
RO TAROM - RUMANIAN AIR TRAN	10	4	14	0.13%					
AZ ITALIA TRASPORTO AEREO	7	6	14	0.13%					
OS AUSTRIAN AIRLINES	9	5	14	0.13%					
HY UZBEKISTAN AIR	3	8	11	0.10%					
AY FINNAIR	8		9	0.08%					
PQ SKYUP AIRLINES	3	4	7	0.06%					
SN BRUSSELS AIRLINES	5	2	6	0.05%					
5F FLYONE	2	4	6	0.05%					
OTHERS	19	12	31	0.29%		9	9	2.13%	
TOTAL	5,817	4,662	10,479		162	260	422		







# Accumulated Cargo Handling on Passengers Aircrafts

## Distribution by Airline

Accumulated 2022					Accumulated 2021					
Airline		Incoming Cargo (Ton)	Outgoing Cargo (Ton)	Cargo (Ton)	Rate of Total	Incoming Cargo (Ton)	Outgoing Cargo (Ton)	Cargo (Ton)	Rate of Total	Rate of Change
LY	EL AL ISRAEL AIRLINES	2,847	2,833	5,681	28.81%	704	792	1,496	27.73%	
UA	UNITED AIRLINES	1,635	1,532	3,167	16.06%	574	829	1,403	26.01%	125.73%
TK	TURKISH AIRLINES	1,555	275	1,830	9.28%	236	117	353	6.54%	
AA	AMERICAN AIRLINES	803	966	1,769	8.97%					
AF	AIR FRANCE	753	434	1,187	6.02%	4	13	16	0.29%	
DL	DELTA AIRLINES	527	428	955	4.84%	335	394	729	13.51%	31.00%
LX	SWISS INT'L AIRLINES	492	249	741	3.75%	94	67	161	2.98%	
ET	ETHIOPIAN AIRLINES	322	182	504	2.55%	248	170	418	7.75%	20.57%
SU	AEROFLOT RUSSIAN AIRLINES	182	293	475	2.40%	59	63	122	2.26%	
VS	VIRGIN ATLANTIC AIRWAYS	265	171	436	2.21%	81	81	162	3.00%	169.13%
IB	IBERIA	204	201	405	2.05%					
EY	ETIHAD AIRWAYS	142	172	314	1.59%					
PC	PEGASUS AIRLINES	131	168	299	1.51%	22	34	55	1.01%	
BA	BRITISH AIRWAYS PLC	178	116	294	1.49%					
AI	AIR INDIA	132	157	289	1.46%	15	14	29	0.53%	
UX	AIR EUROPA Lineas Aereas	153	108	261	1.32%		1	1	0.01%	
LH	LUFTHANSA	119	91	210	1.06%	14	7	21	0.38%	
FZ	FLYDUBAI	173	24	197	0.99%	43	7	50	0.92%	
PS	UKRAINE INTL AIR	87	18	106	0.53%	13	9	22	0.40%	
A3	AEGEAN AIRLINES	72	25	97	0.49%	3	2	5	0.09%	
KL	K.L.M.	4	50	55	0.27%		1	1	0.01%	
HY	UZBEKISTAN AIR	15	35	50	0.25%					





# Accumulated Cargo Handling on Passengers Aircrafts

## Distribution by Airline

		Accumulated 2022				Accumulated 2021				
Airline		Incoming Cargo (Ton)	Outgoing Cargo (Ton)	Cargo (Ton)	Rate of Total	Incoming Cargo (Ton)	Outgoing Cargo (Ton)	Cargo (Ton)	Rate of Total	Rate of Change
QS	SMARTWINGS	41	6	48	0.24%					
GF	GULF AIR - BAHREIN	34	11	45	0.22%					
LO	LOT POLISH AIRLINES	36	7	43	0.21%					
6H	ISRAIR AIRLINES	34	3	37	0.18%	1	7	7	0.12%	
OS	AUSTRIAN AIRLINES	21	12	32	0.16%	3		3	0.05%	
RO	TAROM - RUMANIAN AIR TRAN	19	7	26	0.13%	1	1	2	0.03%	
AZ	ITALIA TRASPORTO AEREO	9	11	20	0.10%					
N4	NORD WIND		17	17	0.08%					
PQ	SKYUP AIRLINES	6	6	13	0.06%					
SN	BRUSSELS AIRLINES	10	2	12	0.06%					
AY	FINNAIR	8		9	0.04%					
5F	FLYONE	3	6	9	0.04%					
	OTHERS	57	30	87	0.44%	200	137	337	6.24%	-74.18%
	TOTAL	11,070	8,647	19,717		2,649	2,744	5,393		





# Cargo Handling on Cargo Aircrafts

## Distribution by Airlines February

February 2022					February 2021					
Airline		Incoming Cargo (Ton)	Outgoing Cargo (Ton)	Cargo (Ton)	Rate of Total	Incoming Cargo (Ton)	Outgoing Cargo (Ton)	Cargo (Ton)	Rate of Total	Rate of Change
ICL	C.A.L ISRAELI CARGO	2,614	1,225	3,839	19.25%	3,428	2,064	5,492	20.79%	-30.09%
LY	EL AL ISRAEL AIRLINES	1,814	1,282	3,096	15.52%	2,784	1,747	4,531	17.15%	-31.67%
QY	EUROPEAN AIR TRANSPORT	1,129	768	1,898	9.51%	1,035	716	1,751	6.63%	8.39%
TK	TURKISH AIRLINES	1,181	249	1,430	7.17%	2,185	632	2,816	10.66%	-49.21%
AZG	SILK WAY WEST AIRLINES	710	628	1,338	6.71%	781	848	1,630	6.17%	-17.91%
MNB	MNG CARGO AIRLINES	1,019	112	1,131	5.67%	1,101	276	1,377	5.21%	-17.86%
AJT	AMERIJET INTERNATIONAL	366	576	942	4.72%					
LH	LUFTHANSA	551	339	890	4.46%	719	593	1,312	4.96%	-32.16%
FX	FEDERAL EXPRESS	553	315	868	4.35%	455	372	827	3.13%	4.95%
5X	UPS AIRLINES	429	249	678	3.40%					
EY	ETIHAD AIRWAYS	340	305	645	3.23%					
HU	HAINAN AIRLINES	428	75	504	2.52%	868		868	3.28%	-41.93%
3V	ASL AIRLINES BELGIUM	315	175	490	2.45%	280	155	435	1.64%	12.64%
3U	SICHUAN AIRLINES	264	116	381	1.91%	62	11	73	0.27%	
9T	ACT AIRLINES Inc.	340		340	1.70%					
CX	CATHAY PACIFIC AIRWAYS	196	119	315	1.57%	202	157	359	1.35%	-12.25%
M4	POSTE AIR CARGO	164	50	214	1.07%					
ET	ETHIOPIAN AIRLINES	159	28	187	0.93%	271	178	449	1.70%	-58.35%
FV	ROSSIYA AIRLINES	159		159	0.79%					
PLM	WAMOS AIR	112		112	0.56%					
VDA	VOLGA DNEPER	78		78	0.39%					
SU	AEROFLOT RUSSIAN AIRLINES	70	7	77	0.38%	115	166	281	1.06%	-72.59%





# Cargo Handling on Cargo Aircrafts

## Distribution by Airlines February

February 2022						February 2021				
Airline		Incoming Cargo (Ton)	Outgoing Cargo (Ton)	Cargo (Ton)	Rate of Total	Incoming Cargo (Ton)	Outgoing Cargo (Ton)	Cargo (Ton)	Rate of Total	Rate of Change
UA	UNITED AIRLINES	16	50	66	0.33%	514	702	1,216	4.60%	-94.57%
F7	I FLY LTD	60	4	63	0.31%	115	16	131	0.49%	-51.90%
MJ	MYWAY AIRLINES	42	2	44	0.22%					
MB	MNG AIRLINES	36	6	41	0.20%					
AZQ	SILK WAY AIRLINES		25	25	0.12%		36	36	0.13%	-30.55%
UKL	UKRAINE ALLIANCE	15		15	0.07%					
	OTHERS	9	64	74	0.37%	1,536	1,285	2,822	10.68%	-97.37%
TOTAL		13,169	6,771	19,940		16,453	9,955	26,408		-24.49%





# Accumulated Cargo Handling on Cargo Aircrafts

## Distribution by Airline

Accumulated 2022					Accumulated 2021					
Airline		Incoming Cargo (Ton)	Outgoing Cargo (Ton)	Cargo (Ton)	Rate of Total	Incoming Cargo (Ton)	Outgoing Cargo (Ton)	Cargo (Ton)	Rate of Total	Rate of Change
ICL	C.A.L ISRAELI CARGO	5,417	2,529	7,946	19.07%	7,197	4,288	11,485	22.67%	-30.81%
LY	EL AL ISRAEL AIRLINES	4,298	2,663	6,961	16.71%	5,370	3,317	8,687	17.15%	-19.86%
QY	EUROPEAN AIR TRANSPORT	2,550	1,610	4,160	9.98%	2,218	1,520	3,737	7.37%	11.31%
TK	TURKISH AIRLINES	2,451	595	3,046	7.31%	4,395	1,147	5,542	10.94%	-45.03%
AZG	SILK WAY WEST AIRLINES	1,407	1,403	2,810	6.74%	1,413	1,654	3,067	6.05%	-8.37%
MN B	MNG CARGO AIRLINES	1,991	217	2,208	5.30%	2,021	513	2,534	5.00%	-12.86%
AJT	AMERIJET INTERNATIONAL	791	1,209	2,000	4.80%					
LH	LUFTHANSA	1,155	604	1,758	4.22%	1,822	1,212	3,034	5.99%	-42.05%
FX	FEDERAL EXPRESS	1,097	595	1,692	4.06%	943	696	1,639	3.23%	3.23%
EY	ETIHAD AIRWAYS	756	562	1,318	3.16%					
5X	UPS AIRLINES	817	499	1,317	3.16%					
HU	HAINAN AIRLINES	861	149	1,010	2.42%	1,765	9	1,774	3.50%	-43.06%
3V	ASL AIRLINES BELGIUM	568	333	900	2.16%	493	307	800	1.57%	12.50%
ET	ETHIOPIAN AIRLINES	723	109	832	1.99%	346	205	551	1.08%	50.99%
3U	SICHUAN AIRLINES	564	167	731	1.75%	193	60	253	0.49%	188.93%
CX	CATHAY PACIFIC AIRWAYS	298	185	483	1.15%	343	295	638	1.25%	-24.29%
9T	ACT AIRLINES Inc.	437		437	1.04%					
M4	POSTE AIR CARGO	316	110	426	1.02%					
FV	ROSSIYA AIRLINES	402		402	0.96%					
PLM	WAMOS AIR	290		290	0.69%					
SU	AEROFLOT RUSSIAN AIRLINES	161	18	179	0.42%	244	329	573	1.13%	-68.76%
VDA	VOLGA DNEPER	78		78	0.18%	9		9	0.01%	





# Accumulated Cargo Handling on Cargo Aircrafts

## Distribution by Airline

Accumulated 2022					Accumulated 2021				
Airline	Incoming Cargo (Ton)	Outgoing Cargo (Ton)	Cargo (Ton)	Rate of Total	Incoming Cargo (Ton)	Outgoing Cargo (Ton)	Cargo (Ton)	Rate of Total	Rate of Change
UA UNITED AIRLINES	16	50	66	0.15%	718	952	1,670	3.29%	-96.04%
F7 I FLY LTD	60	4	63	0.15%	337	42	379	0.74%	-83.37%
MJ MYWAY AIRLINES	42	2	44	0.10%					
MB MNG AIRLINES	36	6	41	0.09%					
AZQ SILK WAY AIRLINES		25	25	0.06%		36	36	0.07%	-30.55%
UKL UKRAINE ALLIANCE	15		15	0.03%					
OTHERS	309	103	411	0.98%	2,130	2,103	4,233	8.35%	-90.29%
TOTAL	27,905	13,745	41,650		31,957	18,682	50,640		-17.75%







# Cargo Handling on Cargo Aircrafts

## Distribution by Countries for February

Country	February 2022				February 2021				
	Incoming Cargo (Ton)	Outgoing Cargo (Ton)	Cargo (Ton)	Rate of Total	Incoming Cargo (Ton)	Outgoing Cargo (Ton)	Cargo (Ton)	Rate of Total	Rate of Change
BELGIUM	3,752	2,996	6,747	33.83%	3,084	3,467	6,551	24.80%	2.99%
GERMANY	2,072	1,027	3,099	15.54%	2,007	1,158	3,164	11.98%	-2.05%
TURKEY	2,263	368	2,631	13.19%	3,360	988	4,348	16.46%	-39.48%
CHINA	1,577	373	1,950	9.77%	2,528	500	3,027	11.46%	-35.57%
AZERBAIJAN	710	628	1,338	6.71%	781	848	1,630	6.17%	-17.91%
NORWAY	917		917	4.59%	925		925	3.50%	-0.86%
UNITED ARAB EMIRATES	340	305	645	3.23%					
CYPRUS	363	48	411	2.06%	387	46	433	1.63%	-5.08%
FRANCE	110	230	340	1.70%	102	221	323	1.22%	5.26%
EGYPT		339	339	1.70%		308	308	1.16%	10.06%
RUSSIAN FEDERATION	289	10	299	1.49%	230	182	412	1.56%	-27.42%
ITALY	167	55	222	1.11%	97	46	143	0.54%	55.24%
ETHIOPIA	159	28	187	0.93%	271	178	449	1.70%	-58.35%
AUSTRIA	180		180	0.90%	150		150	0.56%	20.00%
THAILAND		172	172	0.86%	33		33	0.12%	
SPAIN	112		112	0.56%	429	120	549	2.07%	-79.59%
INDIA	78	23	101	0.50%		42	42	0.15%	140.47%
UNITED STATES	16	59	75	0.37%	1,304	1,045	2,349	8.89%	-96.80%
ICELAND		48	48	0.24%					
GEORGIA	42	2	44	0.22%					
POLAND		36	36	0.18%	42		42	0.15%	-14.28%
CZECH REPUBLIC		25	25	0.12%					





# Cargo Handling on Cargo Aircrafts

## Distribution by Countries for February

Country	February 2022				February 2021				
	Incoming Cargo (Ton)	Outgoing Cargo (Ton)	Cargo (Ton)	Rate of Total	Incoming Cargo (Ton)	Outgoing Cargo (Ton)	Cargo (Ton)	Rate of Total	Rate of Change
MACEDONIA	15		15	0.07%					
OTHERS	9		9	0.04%	722	807	1,529	5.78%	-99.41%
TOTAL	13,169	6,771	19,940		16,453	9,955	26,408		-24.49%





# Accumulated Cargo Handling on Cargo Aircrafts

## Distribution by Countries

Countries	Accumulated 2022				Accumulated 2021				
	Incoming Cargo (Ton)	Outgoing Cargo (Ton)	Cargo (Ton)	Rate of Total	Incoming Cargo (Ton)	Outgoing Cargo (Ton)	Cargo (Ton)	Rate of Total	Rate of Change
BELGIUM	7,301	6,011	13,312	31.96%	6,837	7,119	13,956	27.55%	-4.61%
GERMANY	4,432	2,099	6,531	15.68%	4,509	2,288	6,798	13.42%	-3.92%
TURKEY	4,505	818	5,323	12.78%	6,514	1,761	8,275	16.34%	-35.67%
CHINA	3,888	641	4,529	10.87%	5,005	971	5,977	11.80%	-24.22%
AZERBAIJAN	1,407	1,403	2,810	6.74%	1,413	1,654	3,067	6.05%	-8.37%
NORWAY	1,941	1	1,942	4.66%	1,981		1,981	3.91%	-1.96%
UNITED ARAB EMIRATES	756	567	1,324	3.17%					
FRANCE	290	498	788	1.89%	219	439	657	1.29%	19.93%
CYPRUS	665	118	783	1.87%	810	134	944	1.86%	-17.05%
ETHIOPIA	648	109	757	1.81%	346	205	551	1.08%	37.38%
RUSSIAN FEDERATION	622	22	644	1.54%	581	371	952	1.87%	-32.35%
EGYPT	3	610	613	1.47%		601	601	1.18%	1.99%
ITALY	320	120	440	1.05%	117	59	177	0.34%	148.58%
SPAIN	290		290	0.69%	520	124	644	1.27%	-54.96%
AUSTRIA	285		285	0.68%	237		237	0.46%	20.25%
THAILAND		257	257	0.61%	33		33	0.06%	
INDIA	185	36	221	0.53%	58	48	106	0.20%	108.49%
UNITED STATES	16	64	80	0.19%	1,579	1,365	2,944	5.81%	-97.28%
ICELAND		48	48	0.11%		39	39	0.07%	23.07%
GEORGIA	42	2	44	0.10%					
POLAND		36	36	0.08%	42		42	0.08%	-14.28%
CZECH REPUBLIC		25	25	0.06%					





# Accumulated Cargo Handling on Cargo Aircrafts

## Distribution by Countries

Countries	Accumulated 2022				Accumulated 2021				
	Incoming Cargo (Ton)	Outgoing Cargo (Ton)	Cargo (Ton)	Rate of Total	Incoming Cargo (Ton)	Outgoing Cargo (Ton)	Cargo (Ton)	Rate of Total	Rate of Change
MACEDONIA	15		15	0.03%					
OTHERS	293	260	553	1.32%	1,156	1,504	2,660	5.25%	-79.21%
TOTAL	27,905	13,745	41,650		31,957	18,682	50,640		-17.75%



# Domestic Activity

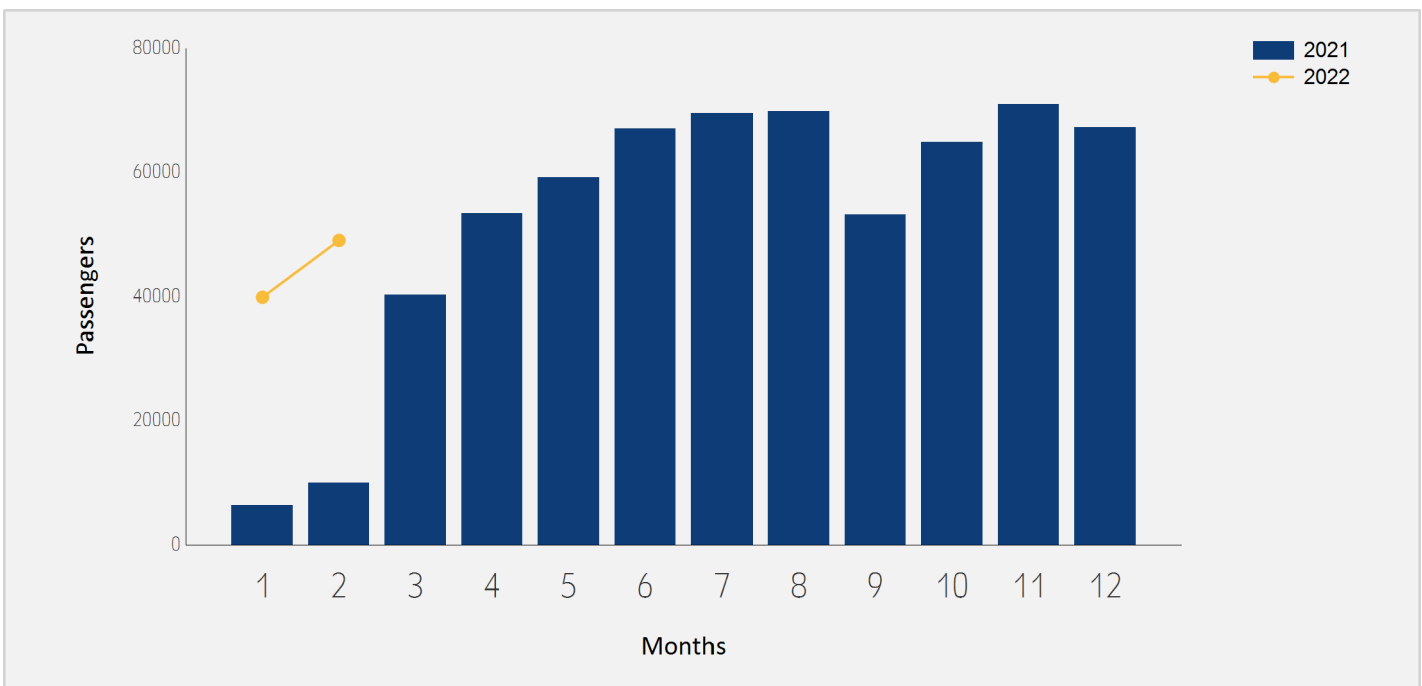




# Domestic Passenger Traffic

## Distribution by Months

Month	2022	2021	Rate of Change
January	39,893	6,294	
February	49,086	9,936	
<b>Total</b>	<b>88,979</b>	<b>16,230</b>	

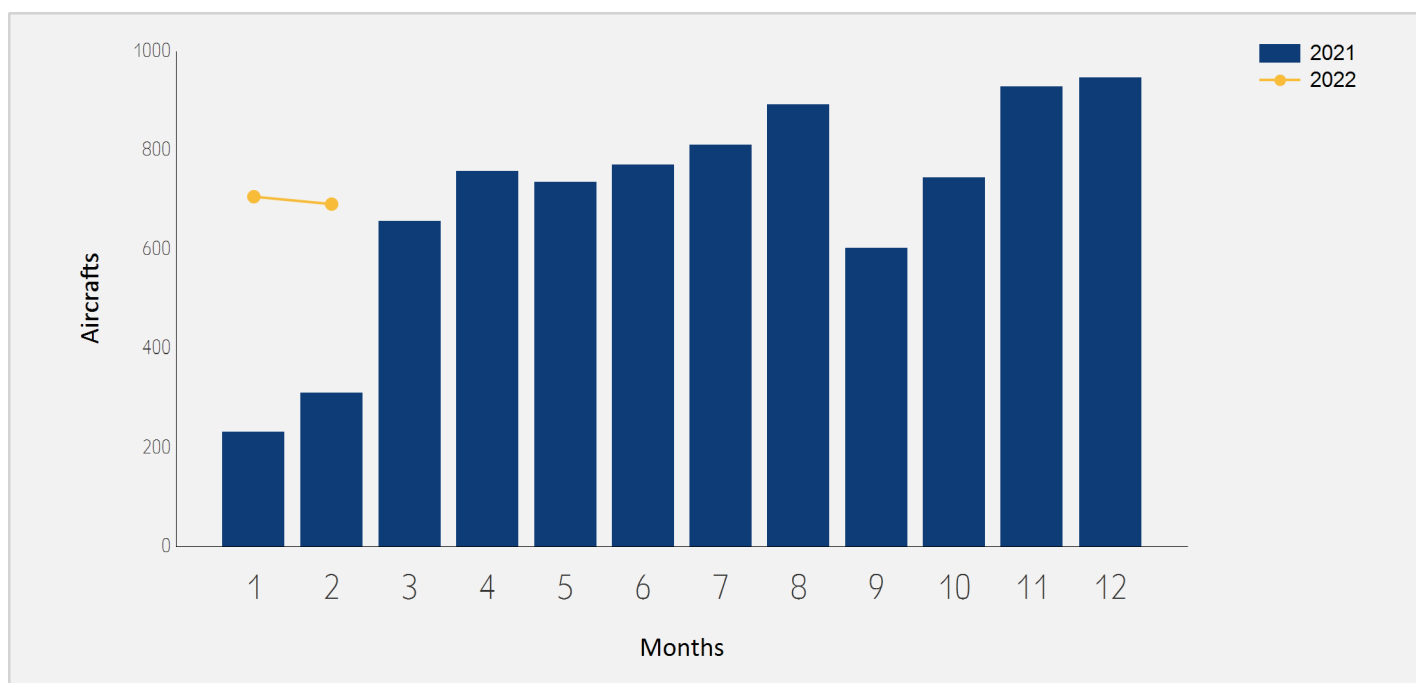




# Domestic Aircrafts Traffic

## Distribution by Months

Month	2022	2021	Rate of Change
January	706	231	
February	691	311	122.18%
<b>Total</b>	<b>1,397</b>	<b>542</b>	<b>157.74%</b>





# Domestic Passengers Traffic

## Distribution by Airlines for February

February 2022			February 2021		
Airline	Passengers	Rate of Total	Passengers	Rate of Total	Rate of Change
IZ ARKIA ISRAELI AIRLINES	30,864	62.87%	1,488	14.97%	
6H ISRAIR AIRLINES	18,213	37.10%	8,419	84.73%	116.33%
OTHERS	9	0.01%	29	0.29%	-68.96%
TOTAL	49,086		9,936		

# Accumulated Domestic Passengers Traffic

## Distribution by Airlines

Accumulated 2022			Accumulated 2021		
Airline	Passengers	Rate of Total	Passengers	Rate of Total	Rate of Change
IZ ARKIA ISRAELI AIRLINES	55,849	62.76%	2,256	13.90%	
6H ISRAIR AIRLINES	33,096	37.19%	13,912	85.71%	137.89%
OTHERS	34	0.03%	62	0.38%	-45.16%
TOTAL	88,979		16,230		







# Domestic Passenger Traffic

## Distribution by Destinations for February

Destination	February 2022		February 2021		
	Passengers	Rate of Total	Passengers	Rate of Total	Rate of Change
RAMON	48,738	99.29%	9,911	99.74%	
OTHERS	348	0.70%	25	0.25%	
TOTAL	49,086		9,936		

# Accumulated Domestic Passenger Traffic

## Distribution by Destinations

Destination	Accumulated 2022		Accumulated 2021		
	Passengers	Rate of Total	Passengers	Rate of Total	Rate of Change
RAMON	88,216	99.14%	16,172	99.64%	
OTHERS	763	0.85%	58	0.35%	
TOTAL	88,979		16,230		

